


SHARP know that the goal of a video-wall is maximum visual impact/**This is Why** our 60 inch professional LCD panels combine the worlds slimmest* bezel, full array LED backlight technology, and 24/7 capability.



PN-V601 60" Professional LCD Monitor with ultra-slim bezel

*As of Oct 2010 (based on Sharp survey of 46" and larger LCD commercial monitors)

/This is Why the Sharp PN-V601 unlocks new possibilities

The PN-V601 is the ideal choice for a countless number of exciting, nearly seamless multi-screen configurations. This stylish monitor is an attention-grabbing and impressively sized display, bringing a multitude of digital signage possibilities to public places such as shopping malls, airports, museums, and more.

Enlarge (Zoom) Display Mode (for up to 25 Monitors)

The Enlarge (Zoom) Display mode can spread one image across up to 25 monitors (in a 5 x 5 configuration) from a PC. The Frame Width Adjustment function eliminates misalignment and boldly enhances the enlarged image on a multi-screen display.

Full-Array LED Backlight

To give the PN-V601 more uniform brightness than conventional CCFL* backlighting can offer, Sharp has positioned LED elements across the entire panel directly behind the liquid crystal layers, ensuring that Sharp multi-screen displays are bright and beautiful.



PN-ZR01 Control Kit (sold separately)

When one of the monitors in a multi-screen configuration is fitted with a remote control sensor box, all of the monitors can be conveniently operated through one remote control unit. And to help with overall energy savings, a brightness sensor automatically adjusts the brightness of the backlight to match the ambient lighting.



Remote controller

Remote control sensor box



Single monitor display

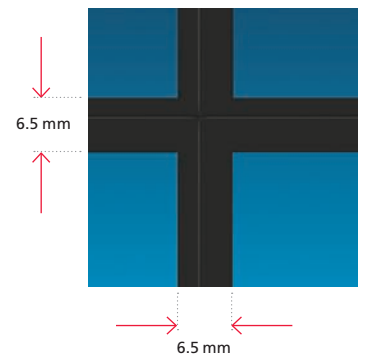


5 x 5 (25 monitor display)



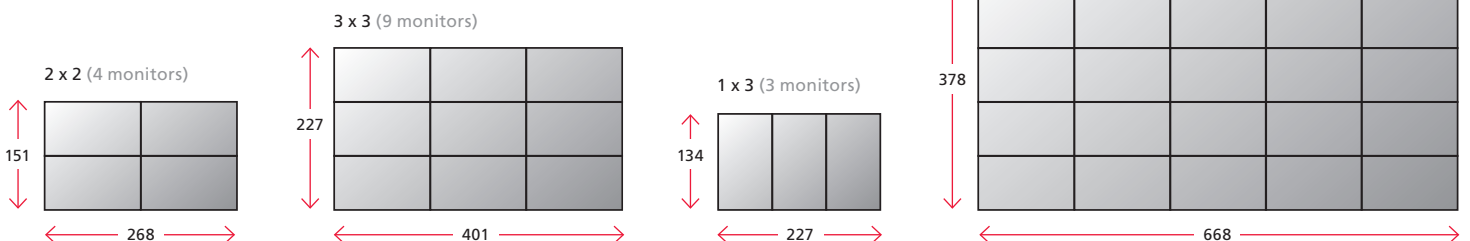
Multiply the Imagination

The limitations of the past are gone. Thanks to the PN-V601's ultra-slim bezel, the lines between neighbouring monitors are an almost seamless 6.5 mm*¹ wide (2.4 mm right and bottom, 4.1 mm left and top).*² This allows for the display of large, crisp, and dynamic images that will catch the eyes of many. And since these multi-screen configurations can be effortlessly set up almost anywhere space allows, the only thing left to do is tap the boundless human imagination and explore all the possibilities that multi-screen configurations have to offer.*¹ Does not include the gap between the monitors.*² Non-display area for neighbouring monitors is 7.1 mm.



Create Dynamic Video Walls

Multiple PN-V601 monitors can be joined together to create various multi-screen configurations. You can control various configurations of these multiple video walls via RS-232C or a network.* The easy-to-control and easy-to-assemble features of this LCD monitor are exactly what are needed in order to produce a professional video wall display. * PN-ZB02 is required when controlling the monitors via a network.

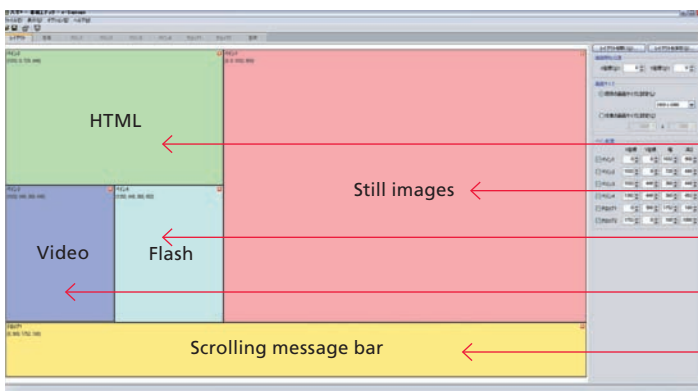


/This is Why Sharp digital signage software can complete your video wall solution

Sharp Digital Signage Software is a versatile management software package that provides total support for the creation, scheduling, distribution, and display of a wide range of programmes for Sharp LCD monitors installed in offices, commercial establishments, and public spaces.

- To facilitate programme editing, four frames for such diverse content as still images, video, HTML, and Flash can be freely arranged, and two message bars—with multi-language support and a variety of fonts and backgrounds to choose from—can be displayed horizontally or vertically.
- To ensure easy setup of content schedules, Sharp Digital Signage Software features a user-friendly interface.
- To smoothly manage the programme display, power and input can be remotely controlled, and displays can be remotely monitored.

Programme editing screen



The present campaign is being executed commemorating the renew

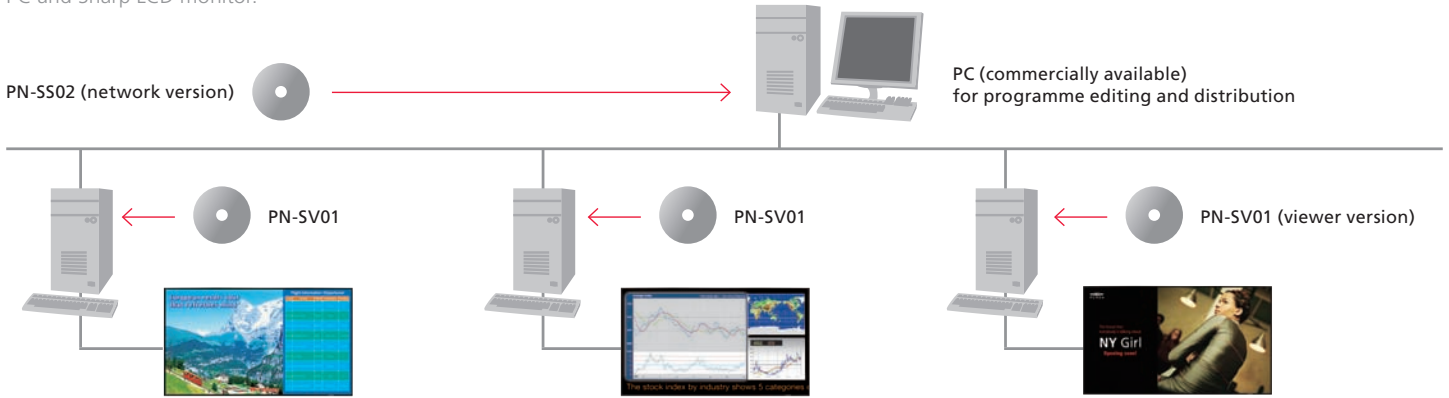
Display screen



The present campaign is being executed commemorating the renewal in t

PN-SS02 Network Version

In network systems, PN-SS02 software enables programmes to be edited and stored on a networked PC then distributed via the network to up to 100 clients* according to a set schedule. *Each client represents a separate PC and Sharp LCD monitor.



PN-SV01 Viewer Version

Used on the client* side, PN-SV01 viewer software allows programmes edited with PN-SS01 or PN-SS02 software to be displayed on the client's LCD monitor according to a set schedule.

PN-SS01 Stand-Alone Version

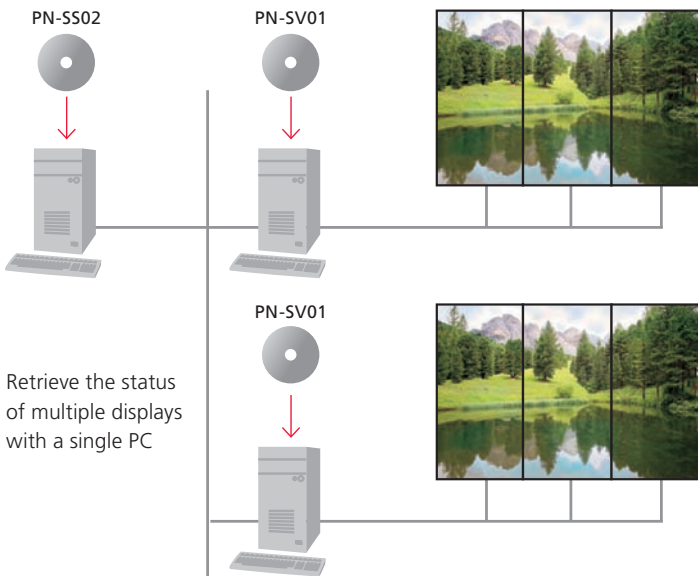
In stand-alone systems, PN-SS01 software enables programmes to be edited on a single PC for display on a single LCD monitor according to a set schedule. Programmes can be transferred to another client* via a USB flash drive.

Sharp Digital Signage Software Configuration

Version name	Number of software installations required
PN-SS02 network version	1
PN-SV01 viewer version	Same as the number of clients*

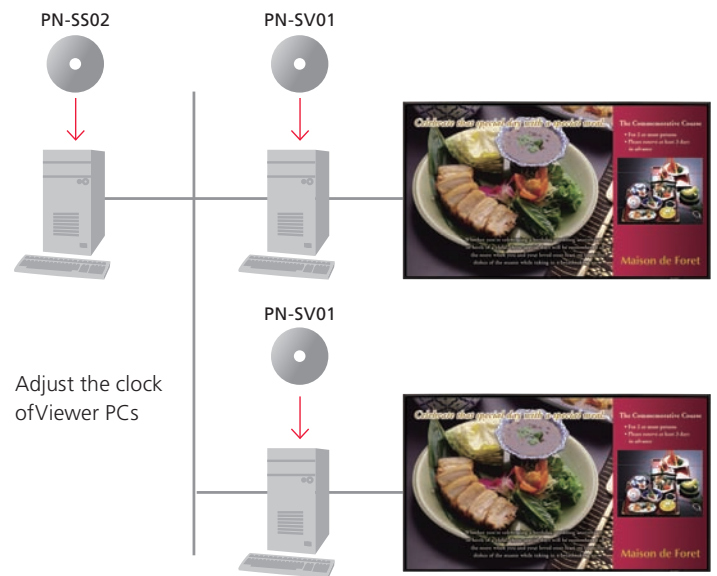
Multiple Display Management (New)

Sharp Digital Signage System (ver. 3.0) is able to retrieve status updates from multiple displays via a single PC, simplifying the task of managing large configurations.



Synchronised Display (New)

SDSS is able to synchronise the clocks on each viewer PC with the management PC at regular intervals, making it possible to start programmes on multiple displays at the exact same time.



Specifications

Model name: PN-V601B

Installation	Landscape / Portrait
LCD Panel	60-inch widescreen (152.4 cm diagonal)
Max. Resolution	1,366 x 768 pixels
Max. Display Colours (approx.)	16.77 million colours
Pixel Pitch	0.97275 mm
Max. Brightness*1	700 cd/m2
Contrast Ratio	2400:1
Viewing Angle (H/V)	176°/176° (CR ≥ 10)
Active Screen Area (W x H)	1328.8 x 747.1 mm
Response Time	6 ms (gray to gray, avg.)
Computer Input	
Video	Analogue RGB (0.7 Vp-p) [75 Ω], Digital (conforms to DVI 1.0 standards)
Synchronisation	Horizontal/vertical separation (TTL: positive/negative) Sync-on-green, Composite sync (TTL: positive/negative)
Plug & Play	VESA DDC2B
Power Management	VESA DPMS, DVI DMPM
Video Colour System	NTSC (3.58 [NTSC-M]) / NTSC (4.43) / PAL / PAL60 / SECAM
Input Terminals	
Standard	PC analogue: Mini D-sub 15-pin x 1, HDMI x 1, 3.5 mm-diameter mini stereo jack x 1, RS-232C D-sub 9-pin x 1, Control Kit terminal x 1
Via Optional PN-ZB02 Board	PC digital: DVI-D 24 pin x 1, PC analogue: BNC x 1 Video: BNC x 1, S-Video x 1, Component video: BNC (Y, Cb/Pb, Cr/Pr) x 1, Audio: RCA pin (L/R) x 2

Output Terminals	
Standard	Audio: RCA pin (L/R) x 1, RS-232C D-sub 9-pin x 1
Via Optional PN-ZB02 Board	PC digital: DVI-D 24 pin x 1, External speaker 10W+10W (6 Ω)
Input / Output Terminals	
Via Optional PN-ZB02 Board	LAN port
Power Supply	100V – 240V AC, 50/60 Hz
Mounting	VESA (6 points), 200mm (7 7/8") pitch VESA (4 points), 200mm (7 7/8") pitch
Power Consumption	480W
Environmental Conditions	
Operating Temperature	0°C to 40°C
Operating Humidity	20% to 80% RH (no condensation)
Dimensions (W x D x H) (approx.)	1,335.9 x 149.3 x 754.2 mm (52 5/8" x 5 7/8" x 29 3/4") (Display section only, not including protrusions)
Weight (not including PN-ZB02)	1,580 x 381 x 932 mm (62 1/4" x 15" x 36 3/4")
Packing Weight (approx.)	44 kg (96.9 lbs.)
Main Accessories	55 kg (121.25 lbs.) AC power code (approx. 3m,) operation manual, CD-ROM, stand hole protection cover20 ~ 80%RH

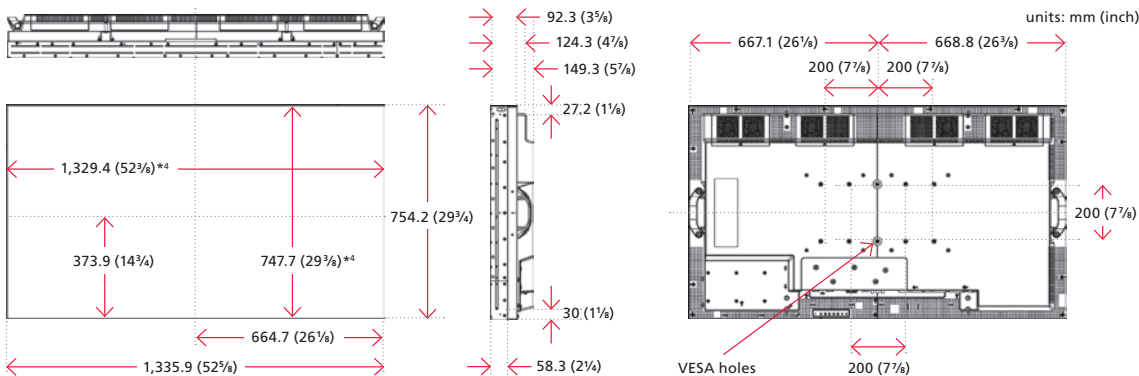
*Brightness will depend on input mode and other picture settings. Brightness level will decrease over time. Due to the nature of the equipment, it is not possible to precisely maintain a constant level of brightness.

Sharp Digital Signage Software Operating Environment

Personal Computer	CPU-Celeron® M1.3GHz or faster (Pentium® 4 processor is recommended) A high-performance CPU, such as Pentium® 4 2GHz or faster, is required for programmes that include a large volume of videos or other content*1
OS	Microsoft® Windows® XP, Microsoft® Windows Vista®, Microsoft® Windows 7, Microsoft® Windows Server® 2003/2008 (English version)
Memory	256MB or more (512MB or more is recommended)*1
Hard Disk	20MB or more of free space (required for data)
Display (PC use)*2	Full-colour display with a resolution of 1,024 x 768 or higher
Interface	USB port (only for use with USB memory), LAN port (only network versions that enable TCP/IP communications)
Miscellaneous	Microsoft® Internet Explorer® 6.0 or later, Microsoft® PowerPoint® Viewer 2003/2007, Microsoft® Windows Media® Player 9 or later*3, Adobe® Flash® Player QuickTime Player 7 or later (for playback of QuickTime content)

Sharp Digital Signage Software Supported Files

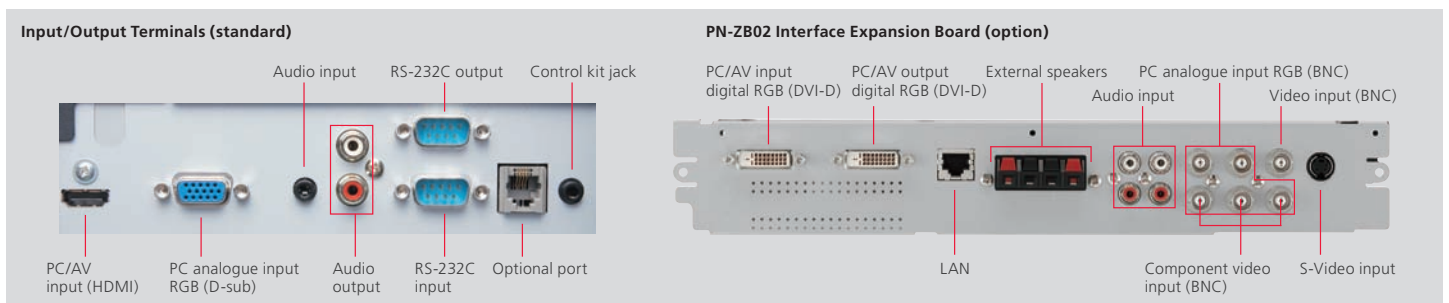
Background and Display Frames 1 to 4	MPEG, MPEG1, MPEG2, MPEG4, WMV (format for playing back on Windows Media® VIDEO - Windows Media® Player), MOV (format for playing back on QuickTime Player), Adobe® Flash® (format for playing back on Adobe® Flash® Player), PowerPoint®, HTML, JPEG, BMP, GIF, PNG	Audio	WAVE, MP3, AU, AIFF, WMA (format for playing back on Windows Media® Audio - Windows Media® Player), MIDI, MOV (format for playing back on QuickTime Player)
---	--	-------	---



Depending on CPU speed, memory, and other factors, it may not be possible to use some video, subtitles, and other content.
*1 This operating environment must be available when using Microsoft® Windows Vista® or Microsoft® Windows 7. *2 For creating and editing programmes and schedules. *3 A codec (sold separately) might be required in some cases to play back video files. *4 Screen dimensions. *5 To use the VESA-standard mounting bracket, use M6 screws that are 8 to 10 mm plus the thickness of the bracket. Design and specifications are subject to change without prior notice.



The ENERGY STAR logo is a certification mark and may only be used to certify products that have been determined to meet the ENERGY STAR programme requirements ENERGY STAR is a US registered mark. The ENERGY STAR guidelines apply to products only in the US, the EU, Japan, Canada, Australia, New Zealand, and Taiwan.



SHARP

/This is Why